

Aransas County Treasurer's Report Month of MARCH 2016

ORIGINAL


The Treasurer's Books and General Ledger agree. The Bank Statements have been reconciled and any adjustments have been noted.

The Treasurer's Monthly Report includes all money received and disbursed during said month and all other proceedings in the treasurer's office that pertain to the Financial Standing of Aransas County. {LGC 114.026}

The total of all cash and other assets (investments) that are in the custody of the County Treasurer at the time of this report is:


Depository			
Bank	Securities	Total Funds	
11,844,091.42	5,751,502.95	17,595,594.37	Operations
2,321.00	0.00	2,321.00	ACH Clearing
186,604.95	133,280.23	319,885.18	CO's 2011 Flood I&S
1,383,244.42	43,642.59	1,426,887.01	2011 Flood Capital Proj
347,916.79	1,592.98	349,509.77	Venue Tax Account
476,337.76	50,580.92	526,918.68	Venue Projects
66,432.95	434.87	66,867.82	CO's 2011 Venue I&S
531,538.09	204,432.42	735,970.51	2011 Venue Capital Proj
109,900.18	34,713.26	144,613.44	CO's 2012 I&S
825,576.63	9,499.90	835,076.53	LTR Bonds 2012 I&S
251,986.90	49,186.04	301,172.94	CO's 2007 I&S
424,178.93	47,582.48	471,761.41	CO's 2009 I&S
\$16,450,130.02	\$6,326,448.64	\$22,776,578.66	
72.22%	27.78%		


Therefore, I, ALMA CARTWRIGHT, County Treasurer of Aransas County, Texas, who being fully sworn and subscribed before the County Judge and the County Commissioners of said Aransas County, that the within and foregoing report is true and correct to the best of my knowledge. Filed with accompanying reports, in open **Regular Session Commissioners' Court**, on this date, **April 11, 2016**.



Alma Cartwright, CIO, County Treasurer


Commissioners' Court having reviewed the Treasurer's Report as presented, having taken reasonable steps to ensure its accuracy and based upon presentations of the Treasurer's Office approve the report, and request that it be filed with the official minutes of this meeting. {LGC 114.026(c)}


WITNESS OUR HANDS, officially this 11th day of April 2016.


Jack Chaney, Commissioner Pct 1


Charles Smith, Commissioner Pct 3



C.H. Burns, Jr., County Judge


Leslie Casterline, Commissioner Pct 2


Betty Stiles, Commissioner Pct 4



FILED FOR RECORD this 11th day of April 2016 and recorded the 25th day of April 2016


Valerie K. Amason, County Clerk

The seal is circular with a five-pointed star in the center. The text around the perimeter reads "STATE OF TEXAS" at the top and "ARANSAS COUNTY" at the bottom.

RECEIPTS - DISBURSEMENTS - BALANCES
FOR THE MONTH OF MARCH 2016

FUND NAME & NUMBER	03/01/2016 BEG BAL	RECEIPTS	JE REC	TOTAL AVAILABLE	DISBURSMENTS	JE DISB/MISC	ENDING BALANCE	SECURITIES	03/31/2016 BANK BALANCE
#120 GENERAL	10,272,774.69	1,044,379.01	64,359.17	11,381,512.87	743,740.29	588,167.42	10,049,605.16	3,374,665.88	6,674,939.28
#140 UNCLAIMED PROPERTY	5,370.75	0.00	0.00	5,370.75	0.00	0.00	5,370.75	0.00	5,370.75
#150 PAYROLL	43,549.13	19,916.16	634,832.42	698,297.71	648,923.83	123.52	49,250.36	0.00	49,250.36
#200 ROAD & BRIDGE	2,717,014.95	196,081.70	0.00	2,913,096.65	80,455.31	101,170.11	2,731,471.23	1,573,596.74	1,157,874.49
#220 FLOOD CONTROL	1,429,186.78	16,449.47	0.00	1,445,636.25	7,031.05	7,509.04	1,431,096.16	305,818.77	1,125,277.39
#265 CEDAR BAYOU RESTORATION	0.00	0.00	0.00	0.00	0.00	0.00	0.00	0.00	0.00
#270 WATERWAY RESTORATION	340,374.48	10.84	22,083.33	362,468.65	19,738.40	0.00	342,730.25	28,186.14	314,544.11
#280 HOTEL -MOTEL TAX	394,444.48	20,670.05	0.00	415,114.53	25,000.00	22,083.33	368,031.20	1,201.57	366,829.63
#350 CO CLERK ARCHIVE FEE	173,052.00	4,051.06	0.00	177,103.06	0.00	0.00	177,103.06	22,227.41	154,875.65
#370 CHILD ABUSE PREVENTION	1,264.50	10.66	0.00	1,275.16	0.00	0.00	1,275.16	0.00	1,275.16
#380 CO ATTY HOT CHECK FUND	675.36	1,101.21	0.00	1,776.57	980.21	0.00	796.36	0.00	796.36
#390 DIST CLERK REC MGMT	28,742.74	205.70	0.00	28,948.44	0.00	0.00	28,948.44	25,800.00	3,148.44
#400 MOSQUITO CONTROL	120,045.90	1,546.01	11,335.92	132,927.83	6,640.60	4,046.33	122,240.90	13,832.28	108,408.62
#410 LIBRARY	54,938.10	713.57	15,316.08	70,967.75	5,056.63	9,579.92	56,331.20	15,549.34	40,781.86
#430 CAP PROJECTS (GRANTS)	(287,576.00)	21,497.64	0.00	(266,078.36)	77,913.97	11,497.64	(355,489.97)	0.00	(355,489.97)
#440 SPECIAL CONTINGENCY	99,812.81	270.69	0.00	100,083.50	0.00	0.00	100,083.50	5,234.89	94,848.61
#450 CO CLERK REC.MGMT	113,520.59	4,645.19	0.00	118,165.78	1,415.77	2,795.20	113,954.81	41,739.80	72,215.01
#460 OMNI	3,462.57	350.43	0.00	3,813.00	0.00	0.00	3,813.00	0.00	3,813.00
#470 LAW LIBRARY	42,141.29	1,241.44	0.00	43,382.73	2,424.62	0.00	40,958.11	2,698.49	38,259.62
#480 COURTHOUSE SECURITY	42,188.82	1,667.78	0.00	43,856.60	1,000.97	0.00	42,855.63	0.00	42,855.63
#490 CO WIDE REC.MGMT	94,643.25	796.59	0.00	95,439.84	3,465.00	0.00	91,974.84	20,179.76	71,795.08
#500 AIRPORT	524,860.67	95,042.87	0.00	619,903.54	43,308.56	13,543.17	563,051.81	259,304.02	303,747.79
#520 INDIGENT HEALTH CARE	773,160.79	7,261.87	68,575.50	848,998.16	48,600.75	0.00	800,397.41	0.00	800,397.41
#530 ASSISTANCE DEPT.	83,896.61	486.00	12,455.75	96,838.36	3,535.20	7,471.30	85,831.86	15,000.00	70,831.86
#550 HEALTH CARE SALES TAX	259,764.47	131,827.75	0.00	391,592.22	20,823.05	92,367.17	278,402.00	345.99	278,056.01
#560 PRETRIAL INTERVENTION PRO	49,847.22	9,250.00	0.00	59,097.22	0.00	0.00	59,097.22	2,000.74	57,096.48
#570 TITLE IV-D CHILD SUPPORT	10,511.10	0.00	0.00	10,511.10	0.00	0.00	10,511.10	978.48	9,532.62
#580 OUT OF CO. JUVENILE DETEN	348.52	0.00	0.00	348.52	0.00	0.00	348.52	348.52	0.00
#600 ROAD BOND I&S	117.16	0.00	0.00	117.16	0.00	0.00	117.16	0.00	117.16
#610 COURT REPORTER	82,980.92	744.87	0.00	83,725.79	2,731.50	0.00	80,994.29	7,000.00	73,994.29
#650 CHAP 19 VOTER REG	0.00	0.00	0.00	0.00	0.00	0.00	0.00	0.00	0.00
#660 OFFICERS FEES	49,440.29	29,233.82	0.00	78,674.11	0.00	0.00	78,674.11	0.00	78,674.11
#670 JUVENILE CASE MGMT	22,619.68	1,199.33	0.00	23,819.01	723.34	2,450.97	20,644.70	2,600.00	18,044.70
#680 DEA FORFEITURE FUND	12,712.93	3.38	0.00	12,716.31	0.00	0.00	12,716.31	1,012.03	11,704.28
#690 ELECTION SERVICE CONTRACT	(19,052.73)	4,993.17	0.00	(14,059.56)	7,566.70	0.00	(21,626.26)	0.00	(21,626.26)
#700 FIRE DEPT CAPITAL PROJ	0.00	0.00	32,707.25	32,707.25	32,707.25	0.00	0.00	0.00	0.00
#740 APPELLATE JUDIAL SYS	327.85	248.29	0.00	576.14	0.00	0.00	576.14	0.00	576.14
#800 SPECIAL FORFEITURE	20,911.30	0.00	0.00	20,911.30	0.00	0.00	20,911.30	0.00	20,911.30
#810 CO & DIST COURT TECH FUND	5,120.74	85.19	0.00	5,205.93	0.00	0.00	5,205.93	0.00	5,205.93
#820 TECH FUND	109,618.32	744.77	0.00	110,363.09	1,669.77	799.98	107,893.34	22,244.28	85,649.06
#830 DIST COURT RECORDS TECH	8,423.44	356.39	0.00	8,779.83	0.00	0.00	8,779.83	0.00	8,779.83
#840 COURT RECORD PRESERV	33,776.85	541.18	0.00	34,318.03	0.00	0.00	34,318.03	4,000.25	30,317.78
#850 CIVIL PROCESS	8,048.45	0.00	0.00	8,048.45	0.00	0.00	8,048.45	500.00	7,548.45
#890 ADVANCE TAX COLLECTIONS	0.00	0.00	0.00	0.00	0.00	0.00	0.00	0.00	0.00
#910 ESCHEAT (STATE)	873.95	0.00	0.00	873.95	0.00	0.00	873.95	0.00	873.95
#960 TECLOSE TRAINING	18,517.46	7,134.00	0.00	25,651.46	884.00	0.00	24,767.46	5,437.57	19,329.89
#970 TRAINING ACADEMY	11,777.64	580.00	6,313.58	18,671.22	1,637.76	4,373.90	12,659.56	0.00	12,659.56
TOTAL OPERATIONS	17,758,230.82	1,625,338.08	867,979.00	20,251,547.90	1,787,974.53	867,979.00	17,595,594.37	5,751,502.95	11,844,091.42
#130 ACH CLEARING	4,864.48	82,590.14	0.00	87,454.62	85,133.62	0.00	2,321.00	0.00	2,321.00
#230 2011 CO'S FLOOD I&S	308,610.35	11,274.83	0.00	319,885.18	0.00	0.00	319,885.18	133,280.23	186,604.95
#240 FLOOD CAPITAL PROJECTS	1,434,987.79	402.52	0.00	1,435,390.31	8,503.30	0.00	1,426,887.01	43,642.59	1,383,244.42
#290 VENUE TAX FUND	356,228.11	25,239.81	0.00	381,467.92	31,958.15	0.00	349,509.77	1,592.98	347,916.79
#295 VENUE PROJECTS	519,650.08	22,076.32	0.00	541,726.40	14,807.72	0.00	526,918.68	50,580.92	476,337.76
#300 CO's 2011 VENUE I&S	66,844.90	22.92	0.00	66,867.82	0.00	0.00	66,867.82	434.87	66,432.95
#310 2011 VENUE CAPITAL PROJ	739,842.67	227.84	0.00	740,070.51	4,100.00	0.00	735,970.51	204,432.42	531,538.09
#320 CO's 2012 I&S	142,279.20	2,334.24	0.00	144,613.44	0.00	0.00	144,613.44	34,713.26	109,900.18
#340 LTR BONDS 2012 I&S	820,471.03	14,605.50	0.00	835,076.53	0.00	0.00	835,076.53	9,499.90	825,576.63
#630 CO's 2007 I&S	299,772.89	1,400.05	0.00	301,172.94	0.00	0.00	301,172.94	49,186.04	251,986.90
#640 CO's 2009 I&S	462,676.37	9,085.04	0.00	471,761.41	0.00	0.00	471,761.41	47,582.48	424,178.93
TOTALS	22,914,458.69	1,794,597.29	867,979.00	25,577,034.98	1,932,477.32	867,979.00	22,776,578.66	6,326,448.64	16,450,130.02

SIGNED: *Alma Cartwright* 4-1-16
ALMA CARTWRIGHT, County Treasurer Date

SIGNED: *Leslie M Kirk* 4-5-16
LEZLIE M. KIRK, County Auditor Date

ARANSAS COUNTY

Analysis of Funds for Periods Ending March 31

Cash & Investment Position - 3 Year Comparison

Fund	Fund #	Balance	Balance	Balance	Variance		3/31/13	3/31/14	3/31/15
		3/31/13	3/31/14	3/31/15	from Prior Year	%			
General Fund	120	9,138,460.94	9,966,411.01	9,291,714.14	(674,696.87)	-6.7697%			
Unclaimed Property Fund	140	2,332.92	3,625.42	4,813.90	1,188.48	32.7819%	2,777,717.99	2,556,636.15	6,240,116.17
Payroll Fund	150	56,616.87	56,939.13	55,798.83	(1,140.30)	-2.0027%	23,909,757.76	23,849,383.34	16,998,504.48
Road & Bridge Fund	200	2,380,298.65	2,460,338.77	2,589,207.81	128,869.04	5.2379%	26,687,475.75	26,406,019.49	23,238,620.65
Flood Control Fund	220	1,269,757.28	1,455,968.90	1,348,406.92	(107,561.98)	-7.3877%			
Cedar Bayou Restoration	265	xxxxxx	xxxxxx	0.00					
Waterway Restoration	270	75,299.51	118,518.49	250,545.11	132,026.62	111.3975%			
Hotel/Motel Tax Fund	280	316,509.96	373,303.11	424,717.17	51,414.06	13.7727%			
County Clerk Records Archive Fee	350	120,741.56	158,345.50	168,039.97	9,694.47	6.1224%			
County Child Abuse Prevention	370	723.71	728.86	995.49	266.63	36.5818%			
County Attorney Hot Check Fund	380	6,271.23	2,622.48	463.67	(2,158.81)	-82.3194%			
District Clerk Records Management	390	22,830.95	24,960.66	26,925.84	1,965.18	7.8731%			
Mosquito Control Fund	400	21,997.83	104,018.64	129,742.54	25,723.90	24.7301%			
Library Fund	410	54,075.27	59,027.02	61,917.86	2,890.84	4.8975%			
Capital Projects (Grants) Fund	430	(95,357.16)	(145,839.80)	(209,485.75)	(63,645.95)	43.6410%			
Special Contingency Fund	440	91,727.77	94,645.55	97,360.32	2,714.77	2.8684%			
County Clerk Records Management	450	109,438.49	103,603.10	106,408.11	2,805.01	2.7075%			
OMNI	460	4,407.69	3,413.44	3,833.24	419.80	12.2984%			
Law Library	470	47,633.51	45,999.27	44,242.93	(1,756.34)	-3.8182%			
Courthouse Security Fund	480	5,966.97	23,163.35	36,251.71	13,088.36	56.5046%			
County Wide Record Management	490	176,959.67	187,474.81	128,438.09	(59,036.72)	-31.4905%			
Airport Fund	500	570,758.96	575,138.52	589,253.68	14,115.16	2.4542%			
Indigent Health Care	520	(67,321.88)	162,334.58	377,270.26	214,935.68	132.4029%			
Aransas County Assistance Program	530	54,706.70	60,709.74	75,008.28	14,298.54	23.5523%			
Health Care Sales Tax Fund	550	186,082.37	211,545.05	330,276.32	118,731.27	56.1258%			
Pre-Trial Intervention Program	560	5,770.40	5,084.00	20,800.24	15,716.24	309.1314%			
Title IV-D Child Support	570	10,511.10	10,511.10	10,511.10	0.00	0.0000%			
Out of County Juvenile Detention	580	348.52	348.52	348.52	0.00	0.0000%			
Road Bond I&S	600	98.84	110.42	117.16	6.74	6.1040%			
Court Reporter Service Fee Fund	610	71,695.33	79,046.67	83,424.78	4,378.11	5.5386%			

ARANSAS COUNTY

Analysis of Funds for Periods Ending March 31

Cash & Investment Position - 3 Year Comparison

Fund	Fund #	Balance	Balance	Balance	Variance		3/31/13	3/31/14	3/31/15
		3/31/13	3/31/14	3/31/15	from Prior Year				
Chapter 19 Voter Registration	650	(232.34)	336.48	0.00	(336.48)	-100.0000%			
Officers Fee Accounts	660	109,350.65	111,771.01	84,019.13	(27,751.88)	-24.8292%			
Juvenile Case Management Fund	670	24,907.98	8,734.99	21,438.19	12,703.20	145.4289%			
DEA Forfeiture Fund	680	67,524.92	64,524.92	57,652.71	(6,872.21)	-10.6505%			
Election Service Contract	690	xxxxxx	xxxxxx	(34,068.12)					
Fire Dept Capital Projects	700	0.00	1,157.91	0.00					
Appellate Judicial System Fund	740	1,601.58	2,546.52	3,177.42	630.90	24.7750%			
Special Forfeiture Fund	800	4,847.23	8,245.76	17,124.90	8,879.14	107.6813%			
County & District Court Tech Fund	810	2,668.85	3,744.61	4,451.86	707.25	18.8871%			
Technology Fund	820	93,646.86	104,864.57	106,382.48	1,517.91	1.4475%			
District Court Records Tech Fund	830	3,172.98	4,061.96	6,113.92	2,051.96	50.5165%			
Court Record Preservation Fund	840	18,267.18	23,764.91	28,929.18	5,164.27	21.7307%			
Civil Process Fund	850	6,048.45	8,048.45	8,048.45	0.00	0.0000%			
Advance Tax Collections	890	0.00	0.00	0.00					
Escheat (State)	910	0.00	0.00	0.00					
Teclose Training Fund	960	16,519.86	22,722.50	26,979.05	4,256.55	18.7328%			
Training Academy	970	xxxxxx	xxxxxx	5,736.06					
Operations Totals		14,987,668.16	16,566,620.90	16,383,333.47	(183,287.43)	-1.1064%			
ACH Clearing	130	xxxxxx	xxxxxx	3,765.31					
CO's 2011 Flood I&S	230	137,287.54	191,379.82	254,367.63	62,987.81	32.9125%			
2011 Flood Capital Projects	240	5,259,022.37	3,542,162.32	2,977,195.12	(564,967.20)	-15.9498%			
Venue Tax Fund	290	343,690.79	367,094.05	385,253.36	18,159.31	4.9468%			
Venue Projects	295	190,310.40	367,412.16	454,791.60	87,379.44	23.7824%			
CO's 2011 Venue I&S	300	10,572.28	10,100.58	64,603.38	54,502.80	539.6007%			
2011 Venue Capital Projects	310	1,948,211.40	1,408,221.92	851,500.65	(556,721.27)	-39.5336%			
CO's 2012 I&S	320	49,238.31	58,912.58	142,554.46	83,641.88	141.9763%			
2012 Capital Projects	330	2,251,473.46	2,254,003.50	0.00	(2,254,003.50)	-100.0000%			
LTR Bonds 2012 I&S	340	656,279.85	773,079.32	879,453.30	106,373.98	13.7598%			
CO's 2007 I&S	630	292,424.87	425,019.67	421,977.71	(3,041.96)	-0.7157%			
CO's 2009 I&S	640	317,520.28	385,254.17	419,824.66	34,570.49	8.9734%			
All Funds Totals		26,443,699.71	26,349,260.99	23,238,620.65	(3,110,640.34)	-11.8054%			